

# Beyond the Basics

Customized Wealth Strategies



**Mark Baniszewski, and Caitlin Falenski**  
**Oppenheimer & Co. Inc.**  
385 S. Eton  
Birmingham, MI 48009  
248-593-3727  
248-593-3712  
mark.baniszewski@opco.com  
caitlin.falenski@opco.com



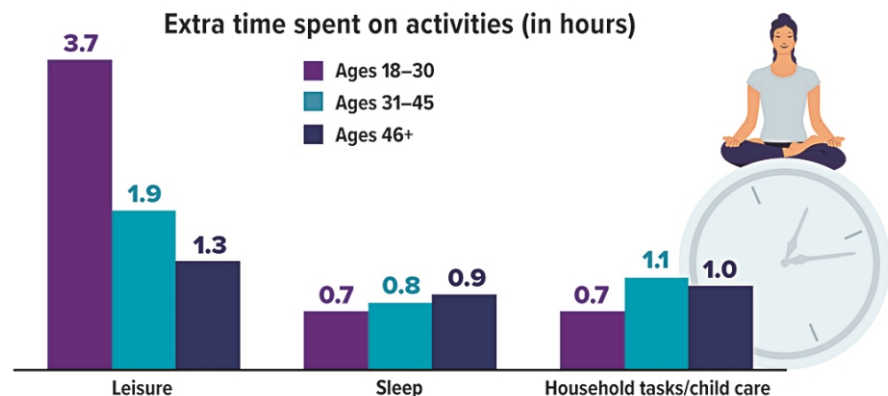
**27.6 million**

The number of people primarily working from home in 2021. This tripled from about nine million people in 2019.

Source: Census Bureau, 2022

## Remote Workers Trade Commutes for Much-Needed Rest

According to a detailed analysis of the American Time Use Survey, individuals who worked at home in 2020 instead of commuting to an office collectively saved 60 million hours each day that could be spent doing other things. Employees reported spending 35% of their saved commute time working, but overall paid work hours fell, because activities such as child care, housework, and exercise were squeezed in throughout the day. There were differences among age groups, but they all spent more leisure time with family and friends — and got nearly an additional hour of sleep.



Source: Federal Reserve, 2022

# Diversifying with Market Caps

The U.S. stock market struggled in 2022, with the S&P 500 index ending the year down more 19.4%.<sup>1</sup> The S&P 500, which includes stocks of large U.S. companies, is generally considered representative of the U.S. stock market as a whole, and it is a good benchmark for broad market performance. But there are thousands of smaller companies, and many of those held onto their stock value better during the market conditions of 2022.

The S&P MidCap 400, which includes midsize companies, ended the year down 14.5%, while the S&P SmallCap 600, which includes smaller companies, was down 17.4%.<sup>2</sup> Although these were losses, it was the first year since 2016 that midsize and small companies outperformed large companies (in this case, by having smaller losses). While large companies have registered the highest average annual returns over the last decade, midsize and small companies have been stronger over longer periods (see chart).

## Extending Your Reach

As these trends demonstrate, companies of different sizes tend to perform differently in response to market conditions. This suggests that holding stocks in companies of varied sizes could help diversify the stock portion of your portfolio and allow you to pursue a broader range of growth opportunities. Diversification is a method to help manage risk; it does not guarantee a profit or protect against investment loss.

The most convenient and comprehensive way to diversify by size is through mutual funds or exchange-traded funds that track indexes based on *market capitalization*, calculated by multiplying the number of outstanding shares by the price per share. There is no standard classification system, but Standard & Poor's indexes offer a helpful comparison and are used as benchmarks for many funds.<sup>3</sup>

**S&P 500:** \$14.6 billion or more

**S&P MidCap 400:** \$3.7 billion to \$14.6 billion

**S&P SmallCap 600:** \$850 million to \$3.7 billion

Russell indexes are also commonly used to construct funds based on market capitalization. The Russell 1000 includes large and midsize companies, while the Russell 2000 is a comprehensive small-cap index. Actively managed funds focusing on market capitalization typically include stocks chosen by the fund manager rather than following an index.

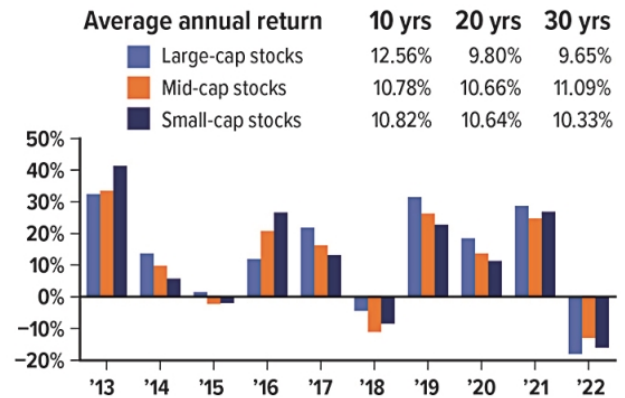
## Stability, Growth, and Volatility

Stocks of larger companies, or large caps, are generally considered more stable than the stocks of smaller companies, because their size can help them weather rough economic times — as demonstrated by their strong performance during the pandemic. Large

caps may provide solid long-term returns, but they typically have lower growth potential, because they have already experienced substantial growth. Many large U.S. companies have heavy overseas exposure, which makes them more sensitive to global economic forces, one reason they struggled in 2022.

## Performance in Three Sizes

Even with poor performance in 2022, large-cap stocks have provided the highest returns over the last decade. However, mid caps were the leader over the last 20- and 30-year periods, with small caps not far behind.



Source: Refinitiv, 2023, for the period 12/31/2012 to 12/31/2022. Large-cap stocks are represented by the S&P 500 Composite Total Return Index, mid-cap stocks by the S&P 400 MidCap Total Return Index, and small-cap stocks by the S&P 600 SmallCap Total Return Index. Expenses, fees, charges, and taxes are not considered and would reduce the performance shown if they were included. The performance of an unmanaged index is not indicative of the performance of any particular investment. Individuals cannot invest directly in an index. Rates of return will vary over time, particularly for long-term investments. Actual results will vary.

Mid caps may have greater growth potential than large caps, and midsize companies might react more nimbly to changes in the business environment. Mid caps are associated with higher risk and volatility than large caps, but are considered more stable than small caps.

Small-cap stocks might offer the highest growth potential of the three classifications, because they have the furthest to grow and are more likely to react quickly to market opportunities. However, they are typically the most risky and volatile class of stocks.

The investment return and principal value of stocks, mutual funds, and ETFs fluctuate with market conditions. Shares, when sold, may be worth more or less than their original cost.

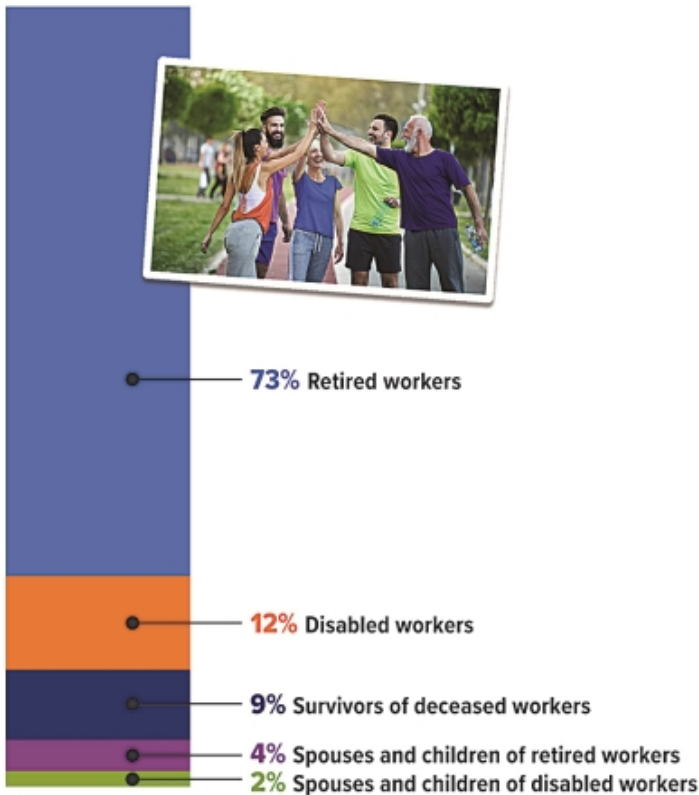
*Mutual funds and ETFs are sold by prospectus. Please consider the investment objectives, risks, charges, and expenses carefully before investing. The prospectus, which contains this and other information about the investment company, can be obtained from your financial professional. You should read the prospectus carefully before investing.*

1-3) S&P Dow Jones Indices, 2023

# Social Security Offers Benefits from Birth Through Old Age

The bulk of Social Security benefits go to retirees, but Social Security is much more than a retirement program. Most Americans are protected by the Old-Age, Survivors, and Disability Insurance (OASDI) program — the official name of Social Security — throughout their lives.

## Current Social Security Beneficiaries



Source: Social Security Administration, 2023

## At the Beginning of Your Career

Your first experience with Social Security might be noticing that Federal Insurance Contributions Act (FICA) taxes have been taken out of your paycheck. Most jobs are covered by Social Security, and your employer is required to withhold payroll taxes to help fund Social Security and Medicare.

Although most people don't like to pay taxes, when you work and pay FICA taxes, you earn Social Security credits. These enable you (and your eligible family members) to qualify for Social Security retirement, disability, and survivor benefits. Most people need 40 credits (equivalent to 10 years of work) to be eligible for Social Security retirement benefits, but fewer credits may be needed for disability or survivor benefits.

## If You Become Disabled

Disability can strike anyone at any time. Research shows that one in four of today's 20-year-olds will

become disabled before reaching full retirement age.<sup>1</sup>

Social Security disability benefits can replace part of your income if you have a severe physical or mental impairment that prevents you from working. Your disability generally must be expected to last at least a year or result in death.

## When You Marry...or Divorce

Married couples may be eligible for Social Security benefits based on their own earnings or on their spouse's.

When you receive or are eligible for retirement or disability benefits, your spouse who is age 62 or older may also be able to receive benefits based on your earnings if you've been married at least a year. A younger spouse may be able to receive benefits if he or she is caring for a child under age 16 or disabled before age 22 who is receiving benefits based on your earnings.

If you were to die, your spouse may be eligible for survivor benefits based on your earnings. Regardless of age, your spouse who has not remarried may receive benefits if caring for your child who is under age 16 or disabled before age 22 and entitled to receive benefits based on your earnings. At age 60 or older (50 or older if disabled), your spouse may be able to receive a survivor benefit even if not caring for a child.

If you divorce and your marriage lasted at least 10 years, your former unmarried spouse may be entitled to retirement, disability, or survivor benefits based on your earnings.

## When You Welcome a Child

Your child may be eligible for Social Security if you are receiving retirement or disability benefits, and may receive survivor benefits in the event of your death. In fact, according to the Social Security Administration, 98% of children could get benefits if a working parent dies.<sup>2</sup> Your child must be unmarried and under age 18 (19 if a full-time elementary or secondary school student) or age 18 or older with a disability that began before age 22.

## At the End of Your Career

Social Security is a vital source of retirement income. The benefit you receive will be based on your lifetime earnings and the age at which you begin receiving benefits. You can get an estimate of your future Social Security benefits by signing up for a *my* Social Security account at [socialsecurity.gov](https://www.socialsecurity.gov) to view your personal Social Security statement. Visit this website, too, to get more information about specific benefit eligibility requirements, only some of which are covered here.

1-2) Social Security Administration, 2022

# How Much Should a Family Borrow for College?

There is no magic formula to determine how much you or your child should borrow for college. But how much is too much?

## Starting Salary Guideline

One guideline is for students to borrow no more than their expected first-year starting salary after college, which, in turn, depends on their specific major and/or job prospects. But this is not a hard-and-fast rule.

Student loans will generally need to be paid back over a term of 10 years or longer, and a lot can happen during that time. For example, a student's assumptions about future earnings might not pan out; other costs for rent, utilities, and transportation might consume a larger share of the budget than expected; or a borrower might leave the workforce for an extended period to care for children and will not earn an income during that time. There are many variables, and every student's situation is different.

## Federal Student Loan Limit Guideline

To build in room for the unexpected, a more conservative strategy could be for undergraduate students to borrow no more than the federal student loan limit, which is currently \$27,000 for four years of college. Over a 10-year term with a 4.99% interest rate (the 2022-23 rate on federal Direct Loans), this equals a monthly payment of \$286. If a student borrows more by adding in private loans, the monthly payment will jump, for example to \$477 for \$45,000 in total loans (at

the same interest rate) and to \$636 for \$60,000 in loans. Before borrowing any amount, students should know *exactly* what their monthly payment will be after graduation. Keep in mind that only federal student loans are eligible for income-based repayment options, as well as temporary loan deferments.

*Note: These hypothetical examples of mathematical principles are used for illustrative purposes only and do not represent the performance of any specific investment.*

As for parents, there is no one-size-fits-all rule on how much to borrow. Many factors come into play, including the number of children in the family, total household income and assets, and current and projected retirement savings. The goal, though, is for parents to borrow as little as possible, either in their own names or by co-signing loans.

## Ideas to Trim Costs

To help avoid excessive borrowing, here are some ways students might try to reduce college costs: pick a school with a lower net price (a net price calculator on a college's website will show the net price); consider in-state colleges; aggressively seek out need-based and merit aid; graduate early; attend community college for a year or two and then transfer to a four-year college; live at home or become a resident assistant to get free housing; and work part time throughout college and budget wisely.

---

This newsletter should not be construed as an offer to sell or the solicitation of an offer to buy any security. The information enclosed herewith has been obtained from outside sources and is not the product of Oppenheimer & Co. Inc. ("Oppenheimer") or its affiliates. Oppenheimer has not verified the information and does not guarantee its accuracy or completeness. Additional information is available upon request. Oppenheimer, nor any of its employees or affiliates, does not provide legal or tax advice. However, your Oppenheimer Financial Advisor will work with clients, their attorneys and their tax professionals to help ensure all of their needs are met and properly executed. Oppenheimer & Co. Inc. transacts business on all principal exchanges and SIPC.